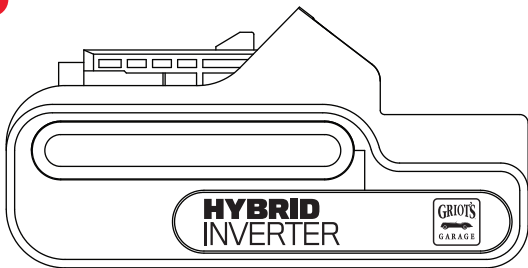




12V Hybrid Power Inverter






⚠ WARNING: Read and Understand all safety warnings and user instructions before using. SAVE ALL WARNINGS AND INSTRUCTIONS FOR FUTURE REFERENCE

Please read and understand this manual. It contains information that relates to personal protection of you and others.




User's Manual

Item: BGINV

SYMBOLS USED IN THIS MANUAL

-  **WARNING:** Description of hazard and possible resulting injuries or death.
-  **CAUTION:** Indicates a potentially hazardous situation which, if not avoided, may result in minor or moderate injury.
-  **NOTE:** Expressed tips and important information.

SYMBOLS ON THE POWER TOOL

	WARNING: To reduce the risk of injury, user must read instruction manual
V~	Voltage Alternating Current
V=	Voltage Direct Current
	Double Insulated (Class II)
Hz	Hertz
A	Ampere
	For Indoor Use Only

Before switching on the power tool read the operating manuals for both THE BOSS™ Hybrid Micro Polisher and the 12V Hybrid Power Inverter!


In addition, consult the associated products' SDS - Safety Data Sheets prior to use.

INTENDED USE

- For commercial use in industry and trade.
- For connection to Griot's Garage® 12V powered tools including THE BOSS™ Hybrid Micro Polisher.

NOTE: It is expected that all users be fully trained in the safe operation of the Power Inverter. Use for any other application has not been studied by Griot's Garage and may lead to unsafe conditions.

GENERAL SAFETY WARNINGS

 **WARNING: Read all safety warnings and user instructions.** Failure to follow the warning and instructions may result in electric shock, fire, and/or serious injuries.

SAVE THIS MANUAL: This manual contains important safety and operating instructions for the Griot's Garage® 12V Hybrid Power Inverter.

WORK AREA SAFETY

SAFETY INSTRUCTIONS FOR THE 12V HYBRID POWER INVERTER

This **12V Hybrid Power Inverter** is intended solely for use with **THE BOSS™ Hybrid Micro Polisher**. It is expected that users be fully trained in the safe operation of the Power Inverter and tool. Use for any other application has not been studied by Griot's Garage and may lead to unsafe operating conditions.

WARNINGS

- a.** THE BOSS™ Hybrid Micro Polisher tool is to be powered with the Griot's Garage 12V Hybrid Power Inverter or 12V Lithium-Ion Battery only. Other types of Power Supplies may cause personal injury or damage. Do not wire the tool to another power supply plug or cigarette power adapter.
- b.** Avoid dangerous environments. Do not use Power Inverter and tool in snow, rain, wet, or damp locations. Do not use Power Inverter and tool in the presence of explosive atmospheres (gaseous fumes, dust, or flammable materials) because sparks may be generated when inserting or removing supply, possibly igniting fire.
- c.** Use in well ventilated area. Do not block power supply vents. Keep them clear to allow adequate ventilation and cooling. Do not allow smoking or open flames near the Power Inverter. Vented gases may explode.

d. Maintain power cord. When unplugging the Power Inverter, pull plug rather than cord to prevent risk of damage to the electrical plug and cord. Keep cord from heat, oil, and sharp edges. Make sure cord will not be driven on, stepped on, tripped over, or subjected to damage, or stress. Do not use Power Inverter with damaged cord or plug. If cord becomes damaged, replace immediately with either Griot's Garage 10-Foot HD Quick Connect Power Cord Item# 10906 or 25-Foot Quick Connect Power Cord Item# 10905.

e. Do not use an extension cord unless it is absolutely necessary. Using inadequate gauge, damaged, or improperly wired extension cord could result in the risk of fire and electrical shock. If an extension cord is necessary, plug the power supply into a properly wired 16 awg or larger extension cord with pins that are the same number, size, and shape as the pins of the Power Inverter. Make sure that the extension cord is in good working order.

f. Power Inverter is rated for 100-130V AC. For technical data, refer to the label of Griot's Garage 12V Hybrid Power Inverter. Power Inverter must be plugged into an appropriate outlet. Unplug Power Inverter when not in use.

g. To reduce the risk of electric shock, always remove Power Inverter from the tool when not in use or before cleaning and maintenance.

h. Do not burn or incinerate Power Inverter. Do not use a Power Inverter that has been damaged in any way (i.e., cracked)

i. Do not disassemble. Incorrect reassembly may result in the risk of electric shock or fire. If it is damaged, contact Griot's Garage customer service.

j. Do not short circuit. A Power Inverter will short circuit if a metal object makes a connection between the positive and negative contacts of the Power Inverter. Do not place a Power Inverter near anything that may cause a short circuit, such as screwdrivers, coins, nails, keys, etc. A short circuit Power Inverter may cause fire and personal injury.

k. Store your tool and Power Inverter in a cool, dry place. Do not store the tool and Power Inverter where temperatures may exceed 120°F such as in direct sunlight, a vehicle or metal building without climate control during the summer.

FUNCTIONAL DESCRIPTION

Plug the 12V Hybrid Power Inverter into THE BOSS™ Hybrid Micro Polisher receiver. You will hear a definitive “click” when properly engaged. Install the Quick-Connect Power Cord into Power Inverter. Insert the Quick Connect Power Cord Plug into power receptacle and the machine is ready to run. To release Power Inverter from THE BOSS™ Hybrid Micro Polisher, depress release button on the Inverter and remove from polisher.

TECHNICAL SPECIFICATIONS

Type	12V Hybrid Power Inverter
Input Volts (VAC)	100-130
Input Frequency (Hz)	50/60
Power (W)	130
Output Volts (VDC)	2 +/- 1.2V
Output Amps	10

EXTENSION CORD USE WITH HYBRID POWER INVERTER

An extension cord must have adequate wire size (AWG or American Wire Gauge) for safety. The smaller the gauge number of the wire, the greater the capacity of the cable such that 16-gauge has more capacity than 18-gauge. An undersized cord will cause a drop in line voltage resulting in loss of power and overheating. The following table shows the correct size to use depending on cord length and nameplate ampere rating. If in doubt, use the next heavier gauge. The smaller the gauge number, the heavier the cord. Never use two extension cords together.

Extension Cord Length	25'	50'	100'	150'
Cable Size (AWG)	16	16	16	14

MAINTENANCE AND STORAGE

⚠ WARNING: To reduce the risk of injury, always unplug the Power Inverter before permitting any maintenance. Never disassemble the Power Inverter, the tool, or charger. Never immerse your Power Inverter, tool, or charger in liquid or allow a liquid to flow inside.

CLEANING

Ensure Power Inverter is free from internal buildup of dust and debris. Utilize an OSHA approved air nozzle to direct compressed air at Power Inverter vents. Wear appropriate personal safety equipment including safety glasses, hearing protection, and dust mask taking into consideration the associated products having been used. Griot's Garage® Multi-Purpose Citrus Cleaner is an excellent solution to cleaning grime and build up on the Power Supply. Simply apply cleaner to microfiber and agitate surface, wiping dry with a clean, dry microfiber towel. Never use flammable chemicals including gasoline, lacquer thinner, chlorinated solvents, ammonia, or other household cleaners as they may contribute to damage to the body components.

DISPOSAL INFORMATION

⚠️ WARNING: Do not throw electric power tools into the household waste, fire, or water. Dispose of Power Inverter in accordance with Federal, State, and local law. Recycle machines, accessories, and packaging at an environmentally responsible recycling center to reduce the risk associated with environmental contamination.

PRODUCT USE

All statements, usage recommendations, and technical information contained in this manual are based on tests or development that Griot's Garage® has deemed reliable. However, many factors beyond Griot's Garage's control can affect the use and performance of this Griot's Garage product in a certain application, including conditions under which the Griot's Garage product is used and the time and environmental conditions in which the product is expected to perform. Since these factors are uniquely in the user's knowledge and control, it is the responsibility of the user to evaluate the Griot's Garage product to determine whether it is suitable for a particular purpose and the user's method of application.

NOTE: If an overload or overheating occurs during operation, the power tool automatically reduces speed or shuts down until the power tool adequately cools down. Remove Hybrid Power Inverter from polisher to reset overload protection and allow to cool to normal operating temperature.

WARRANTY

Griot's Garage® Lifetime Guarantee: Griot's Garage will repair or replace any defective tool, without charge, due to faulty materials or workmanship for the working life of the tool, subject to certain exclusions below.

Six Month Satisfaction Guarantee: We want you to enjoy our quality product and have fun with it! If you are not 100% satisfied for any reason within six months of purchase, return it to point of sale with proof of purchase for a full refund or credit.

Exclusions: Griot's Garage Lifetime Guarantee does not cover damage caused by failure to follow recommended maintenance, misuse, alteration, or abuse. Normal wear and tear are not considered a defect, therefore part failure which may occur as the result of ordinary use is excluded from coverage.

Limitation of Liability: In no event shall the monetary liability of company exceed amounts that have actually been paid to company. Griot's Garage and its supplier is not liable for any damage or lost profit due to interruption in business caused by the product or by an unusable product. Company shall not be liable for consequential, indirect, special, or incidental damages under any circumstances, even if advised in advance of the possibility of such damages.

Answers to your questions: Call us at 800-345-5789, email us at customerservice@griotsgarage.com, or go to griotsgarage.com.



Have fun in your garage!®

Copyright ©2023 | Griot's Garage, Inc.
3333 South 38th Street, Tacoma, WA 98409 | 800-345-5789

griotsgarage.com